



Year 11 Final Countdown Evening

Wednesday 22nd March 2023





We are The Leigh Academy...

...Opening Minds to Success





The Leigh Academy Vision



The Leigh Academy inspires the next generation to be resilient and respectful learners who are successful and strive for academic **excellence** by:

- **Challenging** all to become passionate and active members of our global community
- Building effective **partnerships** through intercultural and social interactions
- Ensuring **consistent** approaches to develop lifelong learners

ECPC- 'Opening Minds to Success'

Open minded Risk-taker Knowledgeable Balanced Caring Reflective Principled Thinkers Communicators Inquirers



This evening....

1. The 2023 GCSE examinations
2. Timetables in Module 5 and 6
3. Revision - What? Why? How?
4. Tips for parents
5. End of Year 11 plans





Envelope of Information



- Examination timetable
- Examination handbook
- Examination stationery starter packs
- Mock exam results
- Easter revision sessions schedule - letter shared today with a link to the booking form

The 2023 GCSE examinations



Exam timetables have already been shared with students. The timetable contains the following information for each exam:


- Date and time (am or pm)
- The subject title e.g. English Literature
- The specific content of the exam e.g. Shakespeare and Post 1914 Literature
- The room and seat number
- The length of the exam





Instructions for candidates






AQA	City & Guilds	CCEA	OCR	Pearson	WJEC
-----	---------------	------	-----	---------	------

Warning to Candidates

1. You **must** be on time for all your examinations.
2. **Possession of a mobile phone** or other unauthorised material is **not allowed** even if you do not intend to use it. You will be subject to penalty and possible disqualification from the exam/qualification.
3. You **must not** talk to, attempt to communicate with or disturb other candidates once you have entered the examination room.
4. You **must** follow the instructions of the invigilator.
5. You **must not** sit an examination in the name of another candidate.
6. You **must not** become involved in any unfair or dishonest practice in any part of the examination.
7. If you are confused about anything, only speak to an invigilator.


The *Warning to Candidates* must be displayed in a prominent place outside each examination room. This may be a hard copy A3 paper version or an image of the poster projected onto a wall or screen for all candidates to see.



AQA
City & Guilds
CCEA
OCR
Pearson
WJEC

NO MOBILE PHONES NO WATCHES

NO POTENTIAL TECHNOLOGICAL/WEB ENABLED SOURCES OF INFORMATION



Possession of unauthorised items, such as a mobile phone or any watch, is a serious offence and could result in

DISQUALIFICATION

from your examination and your overall qualification.

This poster must be displayed in a prominent place outside each examination room.



Examinations Equipment



- 2 black pens
- 2 pencils
- Ruler
- Eraser
- Pencil sharpener
- Pair of compasses
- Protractor
- Clear/ transparent pencil case
- SCIENTIFIC CALCULATOR





Morning Exams

- When you finish the exam, **you will need to go straight to period 2** until your break starts at **11.10am**.
- If you are entitled to extra time and the exam runs longer than **11.30am**, you will still get a 20 minute break before returning to your period 3 lesson.

Afternoon Exams

- Lunch from **1pm - 1.30pm** in the restaurant and then straight into the Lecture Theatre.
- Aim to start the afternoon examinations as soon as possible after **1:30pm**.
- Collect mobile devices from college admins **after the afternoon exam**.





Listen to all of the instructions

- Silence once lining up outside exam venue
- Find your seat in silence
- Listen to the invigilator go through the JCQ Rules
- Exam Commences
- Pens down once exam has concluded
- Remain in silence until you are away from the examinations building





Candidate Cards



Name:	<input type="text"/>	<input type="text"/>
Year Gp:	<input type="text"/>	
Tutor Gp:	<input type="text"/>	
Cand No:	1017	
UCI No:	<input type="text"/>	
Centre No:	61101	
Sp Req:	<input type="text"/>	



Running Late/ Feeling Unwell

- If you are delayed on your journey into school before an exam, please don't panic.

**01322 620 538 (Mr. Hills)
or your college admin**

- If you are too unwell to attend school, you must follow the normal protocols and contact the school.





Timetables in Module 5



All students will follow their normal timetables until the end of Module 5 (Friday 27th May)

Adjustments are made in the last 2 weeks of Module 5 to fit around the exams taking place, and to give 1 hour 'masterclasses' prior to each exam

For afternoon exams, masterclasses take place in period 3 (11.30am - 12.15pm) unless there is a timetabled lesson period 1, 2 or 3 anyway. For morning exams, masterclasses take place in period 5 on the day before (2.00pm - 3.15pm) unless there is a timetabled lesson during the day.

Timetabled lessons will continue to be preparation for remaining exams in that subject as no subject will be finished before the end of the Module.



Timetables in Module 6



Timetables for the 2 week period from Monday 5th June will be flexible, based around lessons, masterclasses and some study leave.

CHROMEBOOK HAND IN WILL BE REQUIRED NO LATER THAN THE DATE OF THEIR LAST EXAM

Thursday 22nd June - Friday 23rd June will be college leaving assemblies.

Thursday 29th June will be the Year 11 prom at Dartford FC. Letter with further details were sent at the start of this module.

NOTE - students MUST have a positive behaviour points score on 12 May to be able to attend the prom.



Results Day



Thursday 24th August from 9.00am. More specific time details will be shared closer to the time.

Results collection will be followed by a destinations confirmation (i.e. what is the plan for September now results have been received). Internal enrolment into Post-16 at The Leigh takes place before you leave with your results.

If you need to enrol elsewhere, you will be free to go once we have confirmation from you of your intended destination.



Post-16 at The Leigh



We look forward to welcoming many students back to Post-16 at The Leigh in September.

A couple of points to note:

- Places in Post-16 remain open to ALL internal students until Friday 22nd September 2023.
- If your intended destination doesn't materialise on Thursday 24th August, we are open until 3.00pm and again between 10.00am and 2.00pm on Friday 25th August for you to drop in and discuss returning to The Leigh.
- As with everyone else hoping to stay, **you need to have met the entry requirements for that to happen** (5+ GCSEs at Grade 4 or better, incl English and maths).



Post-16 at The Leigh



Post-16 Induction Days are Monday 10th and Tuesday 11th July. All students who have applied to Post-16 at The Leigh are expected to attend (plus anyone who is still considering it).

The days will include an introduction to 'Life in Post-16' as well as taster lessons for the subjects they have chosen.

Final subject choices / confirmation will then take place on GCSE results day.

Mr Forcella-Burton is also here this evening should you wish to pick up anything regarding Post-16!



Effective Revision

Why? What? How?



Revision resources



1. School work books
2. Revision guides - see the next 2 slides for the schedule
3. Google Classroom
4. Subject specific apps e.g. Seneca, Sparx maths, Language Nut
5. Flash cards
6. Past papers and mark schemes
7. Revision sessions after school
8. May half-term revision sessions in school



Year 11 Module 5 Revision Schedule

Week	College	Monday	Tuesday	Wednesday	Thursday	Friday
Week 1 Week starting: 17/4/23 1/5/23 15/2/23	Curie/ Mandela	Maths Higher MD2.04 Maths Foundation MD2.03 Maths Higher or Foundation MD2.01	English SH 2.01		Combined Science Ground floor Curie - separate sessions for all 3 sciences, split into Higher and Foundation groups French (Year 12) CU2.01	Separate science MD 0.07 CU 0.04 CU 0.05
	Shakespeare/ Seacole	History SE 2.05 Geography SE 2.01	French CU2.01 Spanish CU 2.03 Computer Science AT1.05		The Arts (Drama, Fine Art, Graphics, Photography) PE CU2.04 Media LE1.11 Business Studies SH108 Health and Social Care SE105 DT (all options) SH 0.04 DIT AT 1.05 Ethics SE107	Separate science MD 0.07 CU 0.04 CU 0.05



Week 2 Week starting: 24/4/23 8/5/23 22/5/23	Curie/ Mandela	History SE 205 Geography SE 202	French CU2.01 Spanish CU 2.03 Computer Science AT1.05		The Arts (Drama, Fine Art, Graphics, Photography) Subject rooms PE CU 2.04 Media LE1.11 Business Studies SH 1.08 Health and Social Care SE 1.05 DT (all options) SH 0.04 DIT AT 1.05 Ethics SE107	Separate science MD 0.07 CU 0.04 CU 0.05
	Shakespeare/ Seacole	Maths Higher MD2.04 Maths Foundation MD2.03 Maths Higher or Foundation	English SH 2.01		Combined Science Ground floor Curie - separate sessions for all 3 sciences, split into Higher and Foundation groups	Separate science MD 0.07 CU 0.04 CU 0.05



Blocking



Interleaving



Little and often....

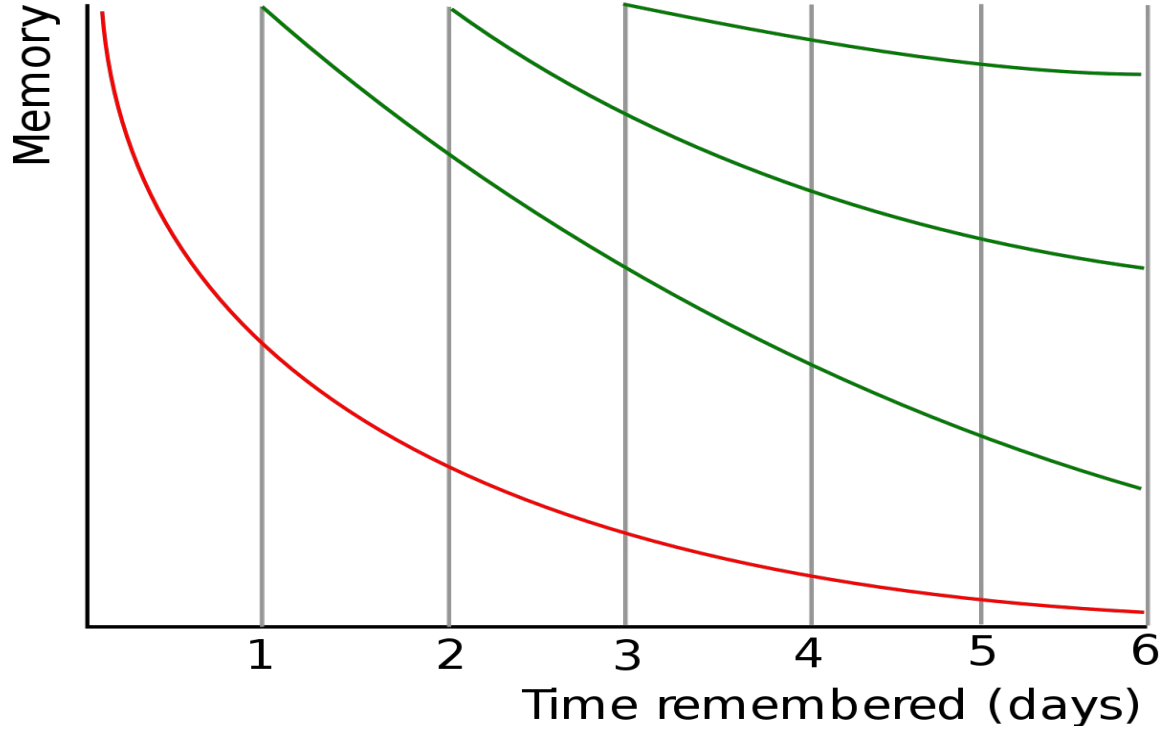
<https://blog.innerdrive.co.uk/blocking-or-interleaving-for-revision>



Why repeat revision on the same topic again and again?



The Forgetting Curve





Tips for parents

Tip 1: Encourage them to go through the content page of the specification and rank their confidence/knowledge for each topic (out of 10). Add a star to the topics they find trickiest.

These approaches help encourage more purposeful chunking down of revision by topic.



Contents

Assessment Advice.....	1
------------------------	---

Section One — Key Ideas in Design and Technology

Technology in Manufacturing.....	2
Production Systems — CAD/CAM.....	4
Product Sustainability.....	6
Product Sustainability and Social Issues.....	8
Products in Society.....	10
Powering Systems.....	12

Section Two — An Introduction to Materials and Systems

Properties of Materials.....	14
Paper, Board and Timber.....	16
Metals, Alloys and Polymers.....	18
Textiles.....	20
Textiles and Manufactured Boards.....	22
Electronic Systems.....	24
Mechanical Systems.....	28
Developments in New Materials.....	32

Section Three — More about Materials

Selecting Materials.....	34
Forces and Stresses.....	36
Scales of Production.....	38
Quality Control.....	40
Production Aids.....	42
Production of Materials.....	44
More on the Production of Materials.....	46

Section Four — Paper and Board

Properties of Paper and Board.....	48
Standard Components.....	50
Working with Paper and Board.....	52
Printing Techniques.....	54
Paper and Board Finishes.....	56



Tip 2: Ask them to explain their highest ranking topics (lots will be routinely over-confident!) and their lowest ranking topics. If they can explain their strengths and weaknesses, it is a helpful start before they build their depth of knowledge on each topic.





Tip 3: Help them chunk down and space out their practice into a manageable 20 minutes (or similar) spells. This typically fits 4 pages or so of a revision guide or flash cards (depending on the difficulty level). Ask them to identify what is manageable.





Tip 4: After they have spent around 20 minutes working in their revision notebook / flash cards, ask them to close their book / cards, and either explain a topic - in 'Just a Minute' style, or speedily map out the topic/s on paper.

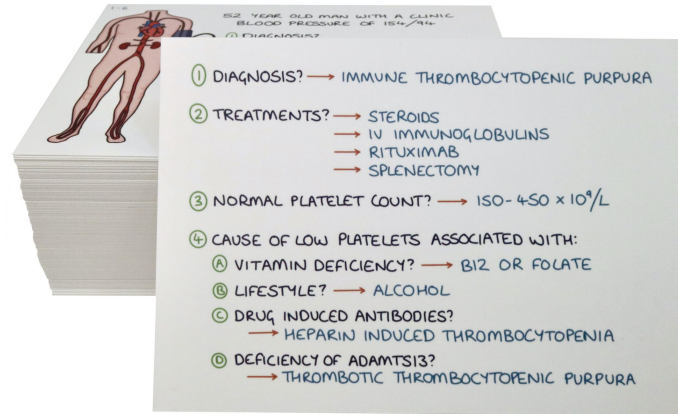


JUST A MINUTE



Tip 5: If they're very confident in the topic/s from the guide, they can create their own flashcards on the topic, or even devise their own questions (this can be tricky!).

Leave a bit of time e.g. an hour or a day or two - nudge them to test themselves on the flashcards





Final tip: After each revision guide spell, get them to explain to you what they are still struggling with, or what they are now more confident on. Get them talking, writing about it, & seeking out more help.

In short, keep them thinking hard about the topics





Final thought



Every student in Year 11 deserves huge credit for surviving their educational journey through to this point after a very disruptive Year 8 and 9. We're all very proud of you and the resilience you have shown and developed throughout that time will stand you in good stead for the rest of your life.

Exam results are important, but they don't define you as a person.

Work hard, do your best and enjoy a long summer holiday at the end of it all!